American Scholarly Journal for Scientific Research (ASJSR)
https://asjsr.org/ Volume 2026, Issue 1004 ISSN: 3143-2999

The Cosmic Microwave Background and the Age, Shape, and Composition of the Universe

Author: Aadhya Mohan
Institution: College Sainte-Marie, Quatre Bornes, Mauritius
Mentor: Geeti Gupta

ABSTRACT

The Cosmic Microwave Background (CMB) is the oldest electromagnetic radiation that can be observed directly and one of the strongest empirical foundations of modern cosmology. Released when the universe became transparent roughly 380,000 years after the Big Bang, the CMB today appears as a nearly uniform 2.7 K microwave background with temperature variations of only tens to hundreds of microkelvin. Those small anisotropies encode the physical conditions of the early universe. This paper examines how CMB measurements constrain three fundamental properties of the cosmos: its age, spatial geometry, and material-energy composition. Evidence from the Cosmic Background Explorer (COBE), the Wilkinson Microwave Anisotropy Probe (WMAP), and the European Space Agency's Planck mission is reviewed, with particular attention to the CMB angular power spectrum and its acoustic peaks. Within the standard Lambda Cold Dark Matter (ΛCDM) model, Planck data imply an age of about 13.8 billion years, spatial curvature consistent with zero, and a present-day cosmic inventory dominated by dark energy and dark matter rather than ordinary baryonic matter. The paper also explains how the same primordial density perturbations traced by the CMB developed into galaxies and the cosmic web, and how polarization measurements test reionization and inflationary physics. Important limitations are considered, including foreground emission, calibration systematics, cosmic variance, parameter degeneracies, and the model dependence of inferred quantities. Particular attention is given to the Hubble tension between the CMB-inferred expansion rate and late-universe distance-ladder measurements. The CMB does not answer every question about cosmic origins, but the consistency of its spectrum, anisotropy, polarization, lensing, and cross-checks with independent astronomical probes makes it a uniquely powerful record of the early universe.

Keywords: cosmic microwave background, CMB, cosmology, Planck, WMAP, dark matter, dark energy, spatial curvature, Hubble tension

RESEARCH QUESTION

How does the Cosmic Microwave Background provide evidence about the age, shape, and composition of the universe?

INTRODUCTION

Modern cosmology seeks to describe the universe as a physical system: how it began in a hot, dense state, how it expanded and cooled, how structure formed, and what forms of matter and energy control its evolution. The central framework is the hot Big Bang model, embedded today in a more specific six-parameter model known as Lambda Cold Dark Matter (ΛCDM). In this framework the large-scale universe is approximately homogeneous and isotropic, gravity is described by general relativity, ordinary matter is supplemented by non-baryonic cold dark matter, and the recent accelerated expansion is represented by a cosmological constant, Λ. The model is strikingly economical, but it is not accepted merely because it is mathematically convenient. It is supported by several independent observations, including the expansion of galaxies, primordial light-element abundances, supernova distances, baryon acoustic oscillations, large-scale galaxy clustering, gravitational lensing, and, above all, the Cosmic Microwave Background (CMB) (Aghanim et al., 2020; Dodelson & Schmidt, 2021).

The CMB is the cooled remnant of radiation from the early universe. Before atoms formed, the cosmos was filled with a hot ionized plasma of nuclei, electrons, photons, neutrinos, and dark matter. Free electrons scattered photons efficiently, making the universe opaque. As expansion lowered the temperature to a few thousand kelvin, electrons combined with nuclei to form neutral atoms. Photon scattering then became rare enough for radiation to stream freely through space. The photons that last scattered during this transition have been redshifted by the subsequent expansion and are now observed primarily at microwave wavelengths. NASA describes this radiation as light originating about 380,000 years after the Big Bang and stretched by cosmic expansion to a present temperature near 2.7 K (NASA, n.d.-a).

What makes the CMB especially useful is not simply that it exists, but that it is measurable with extraordinary precision. Its frequency spectrum is extremely close to an ideal blackbody, while its sky brightness contains tiny directional variations at roughly the level of one part in 100,000 (Fixsen, 2009; Mather et al., 1994). The statistical pattern of these variations can be decomposed

by angular scale into a power spectrum. A sequence of acoustic peaks within that spectrum reflects sound waves in the photon-baryon plasma before recombination. Their positions, relative heights, and damping depend differently on the cosmic expansion history, spatial curvature, baryon abundance, dark matter density, primordial fluctuation spectrum, and other parameters. Consequently, CMB observations allow scientists to infer quantities that cannot be read directly from a single image.

This paper asks: How does the Cosmic Microwave Background provide evidence about the age, shape, and composition of the universe? It first traces the CMB's physical origin and discovery, then reviews the observational advances from COBE, WMAP, Planck, and important ground-based experiments. It next explains how CMB data constrain cosmic age, spatial geometry, and the relative abundance of ordinary matter, dark matter, and dark energy. Separate sections examine acoustic oscillations, structure formation, polarization, inflation, and observational limitations. The final sections evaluate the reliability and model dependence of CMB-based conclusions and consider future measurements that may test or extend the standard cosmological model.

1. Origin And Discovery of the CMB

The CMB is a natural consequence of an expanding universe that was once much hotter and denser. In the early twentieth century, the discovery of cosmic expansion transformed the Big Bang from a philosophical idea into a quantitative physical model. If space has been expanding, then running the expansion backward implies that matter and radiation were once compressed into a hotter state. At sufficiently high temperatures, neutral atoms cannot survive because photons have enough energy to ionize them. The early universe therefore consisted of a plasma in which photons repeatedly scattered from free electrons through Thomson scattering. This coupling made the universe opaque even though it contained enormous amounts of radiation.

As the universe expanded, the radiation temperature fell. Around 380,000 years after the beginning of expansion, conditions became cool enough for protons and electrons to combine efficiently into neutral hydrogen, with helium already largely neutral. Cosmologists refer to this transition as recombination, although it was technically the first combination of these particles. Closely associated with recombination is photon decoupling: the decline in free-electron density allowed the photon mean free path to become very large. The surface from which the photons

effectively last scattered is called the last-scattering surface. It is not a physical shell located at one special position in space; rather, because observers can receive light only from a finite look-back time, it appears to surround every observer as a spherical boundary in the observable universe (Dodelson & Schmidt, 2021).

At last scattering, the radiation temperature was of order 3,000 K. Expansion subsequently stretched photon wavelengths by a factor of roughly 1,100, reducing their characteristic energy and temperature. Today the same radiation has a thermodynamic temperature of approximately 2.725 K. COBE's Far Infrared Absolute Spectrophotometer (FIRAS) showed that the spectrum is extraordinarily close to a Planck blackbody, a result that is difficult to reproduce in models lacking an early hot, thermalized phase (Mather et al., 1994; Fixsen, 2009). The blackbody character is therefore one of the CMB's most direct links to the hot Big Bang.

The idea of relic background radiation preceded its detection. George Gamow and collaborators recognized that a hot early universe should leave a cooled radiation background, although early numerical estimates varied. The decisive observational breakthrough came in 1965. Arno Penzias and Robert Wilson, using a sensitive horn antenna at Bell Telephone Laboratories, encountered a persistent excess antenna temperature that remained after known instrumental and astronomical sources were considered. At nearly the same time, Robert Dicke's group at Princeton was preparing an experiment specifically to search for relic radiation. The Bell Labs signal was quickly interpreted in this cosmological context (Penzias & Wilson, 1965; Dicke et al., 1965).

The discovery strongly shifted the debate between the Big Bang and steady-state cosmologies. A pervasive thermal background was expected in a hot-origin model but lacked a natural explanation in the classical steady-state picture. Later measurements made the argument far stronger. COBE established both the blackbody spectrum and intrinsic anisotropies; WMAP mapped those anisotropies with much finer resolution; and Planck extended the measurement across more frequencies and smaller angular scales. Thus the CMB evolved from a qualitative confirmation of a hot early universe into a precision tool for measuring cosmological parameters.

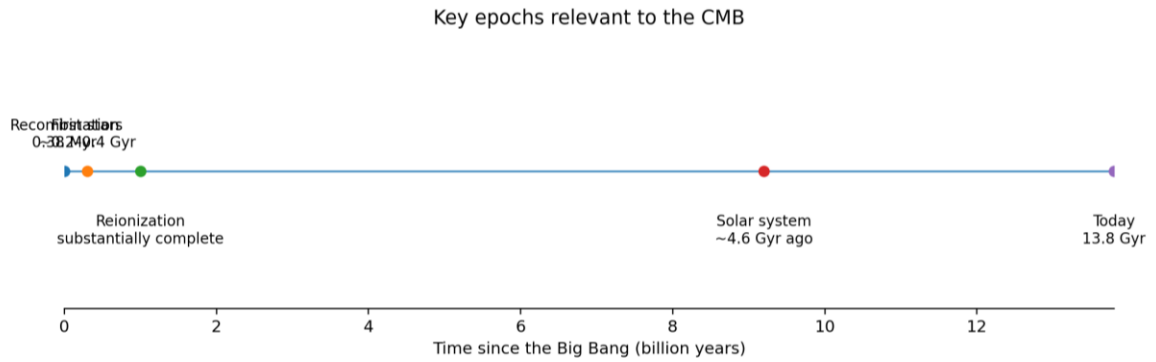

Figure 1. Key epochs relevant to the CMB. Author-created schematic based on NASA (n.d.-a) and ESA (2018a). Times are approximate and not to scale near the origin.

2. Scientific Characteristics of the CMB

On the sky, the CMB is remarkably uniform. After removing the much larger dipole created mainly by the Solar System's motion relative to the CMB rest frame, the remaining temperature field differs from the mean by only about 10^-5. COBE first detected these intrinsic anisotropies at the level of roughly one part in 100,000 (Bennett et al., 1996). Planck later mapped the same fluctuations at much higher angular resolution. The uniformity tells cosmologists that the early universe was extremely smooth, while the nonzero fluctuations are equally important because a perfectly uniform universe could not have produced the rich structures observed today.

The mean spectrum provides one kind of information and the anisotropy pattern provides another. FIRAS measured a blackbody temperature near 2.725 K, with deviations from a perfect blackbody constrained to very small levels (Mather et al., 1994; Fixsen, 2009). A thermal spectrum of this quality implies that the radiation was once in near-equilibrium with matter. In contrast, the anisotropies carry information about spatial variations in density and gravitational potential. Regions that were slightly overdense or underdense affected the photon temperature through several processes, including compressions and rarefactions of the photon-baryon fluid, gravitational redshifts, Doppler shifts from moving plasma, and later integrated effects along the photon path. These hot and cold spots should not be interpreted simplistically as direct maps of "more matter" and "less matter." The observed temperature at a given direction combines several physical contributions. Nonetheless, statistically, the anisotropies trace primordial perturbations that later grew under gravity. Dark matter was already able to begin clustering while baryons remained tightly coupled to photons. After recombination, baryonic matter could fall more

efficiently into dark-matter potential wells. Over billions of years this gravitational amplification transformed fluctuations of only tens of parts per million into galaxies, clusters, filaments, and voids. Planck therefore provides what is often called a "baby picture" of cosmic structure rather than a photograph of already-formed galaxies (European Space Agency [ESA], 2018a).

The CMB is also polarized. Thomson scattering produces linear polarization when the incident radiation field seen by an electron has a quadrupole anisotropy. The dominant large-scale pattern is called E-mode polarization because of its gradient-like geometry. E-modes provide an independent measurement of the primordial fluctuations and are especially useful for determining the optical depth associated with reionization. A second pattern, B-mode polarization, has a curl-like geometry. Gravitational lensing of E-modes by intervening matter generates B-modes at smaller angular scales; a primordial B-mode component could also be produced by gravitational waves generated during inflation. Planck and ground-based instruments therefore use temperature and polarization together rather than treating the CMB as a single scalar temperature map (ESA, 2015a).

Another important characteristic is statistical. Instead of assigning cosmological meaning to every individual hot or cold patch, researchers measure correlations across the sky. These correlations are represented by angular power spectra such as TT (temperature-temperature), TE (temperature-E-mode), and EE (E-mode–E-mode). This approach allows theoretical predictions to be compared with observation scale by scale. It is the detailed agreement of several spectra—not merely the visual appearance of a map—that makes the CMB so constraining.

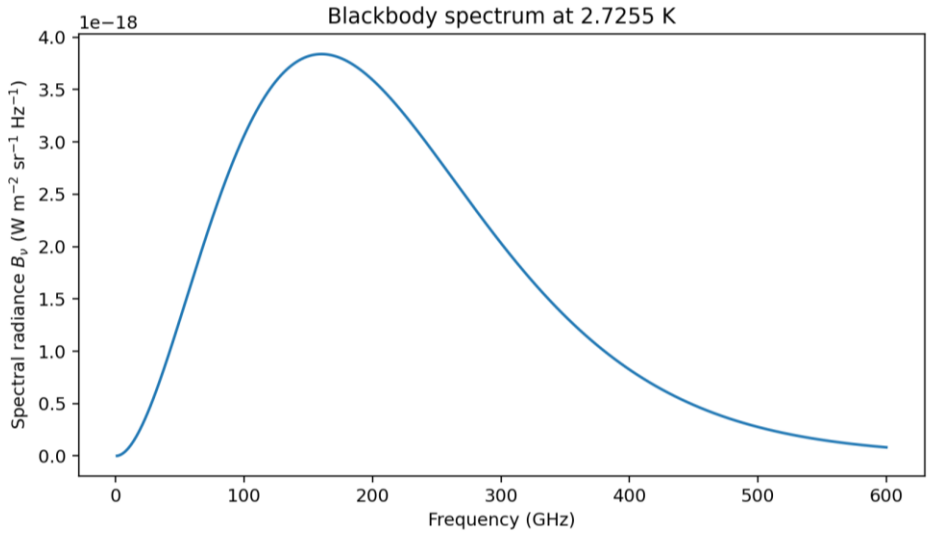

Figure 2. Planck-law blackbody spectrum for T = 2.7255 K. Author-created calculation using the CMB temperature reported by Fixsen (2009).

3. Major CMB Missions And Observations

Precision CMB cosmology developed through a sequence of experiments with improving sensitivity, frequency coverage, calibration, and angular resolution. The Cosmic Background Explorer (COBE), launched by NASA in 1989, was the first satellite designed specifically to investigate the diffuse infrared and microwave sky on a global scale. Its FIRAS instrument measured the CMB's blackbody spectrum, while the Differential Microwave Radiometers (DMR) detected large-angle anisotropies. These two results were foundational: FIRAS confirmed the thermal history expected from a hot early universe, and DMR showed the primordial irregularities required for later structure formation (Mather et al., 1994; Bennett et al., 1996). John Mather and George Smoot received the 2006 Nobel Prize in Physics for work associated with these COBE discoveries.

NASA's Wilkinson Microwave Anisotropy Probe (WMAP), launched in 2001, transformed the CMB into a much more precise parameter-measurement tool. Observing the full sky in five microwave frequency bands helped separate the cosmological signal from Galactic synchrotron, free-free, and dust emission. WMAP measured the first several acoustic features in the temperature spectrum and polarization correlations. Its nine-year results supported a nearly flat universe and produced an age estimate of 13.772 ± 0.059 billion years when combined with other data, along with a Hubble constant around 69 km s^-1 Mpc^-1 in the stated data combination (Bennett et al., 2013; Hinshaw et al., 2013). WMAP also strengthened evidence for a primordial scalar spectral index below exact scale invariance, a result compatible with broad classes of inflationary models.

The European Space Agency's Planck mission, launched in 2009, extended this program with substantially finer angular resolution, greater sensitivity, and nine frequency bands spanning 30 to 857 GHz. The wide spectral range was critical because the CMB is embedded within bright foreground emission. Planck's final legacy release produced high-precision temperature and polarization maps and constrained the six base ΛCDM parameters with unprecedented accuracy. The 2018 cosmological-parameter analysis found H0 = 67.4 ± 0.5 km s^-1 Mpc^-1 and matter density Ωm = 0.315 ± 0.007 under base ΛCDM, while the angular acoustic scale was measured to about 0.03% precision (Aghanim et al., 2020).

Space missions are only part of the observational picture. Ground-based instruments can observe smaller areas of sky with high resolution because they can use larger apertures and be upgraded

more readily. The Atacama Cosmology Telescope (ACT), the South Pole Telescope (SPT), BICEP/Keck, and the Simons Observatory have targeted temperature, polarization, lensing, clusters, and inflationary B-modes. ACT completed observations in 2022 and released its DR6 products and ΛCDM analyses in 2025. SPT-3G has produced deep temperature and polarization measurements and, in 2026, released particularly high-resolution CMB lensing products tracing intervening matter. The Simons Observatory became fully operational in 2026 and is designed to improve measurements of CMB polarization, lensing, neutrino-related parameters, and the early universe (Atacama Cosmology Telescope, 2025; Simons Observatory, 2026; South Pole Telescope, 2026).

The progression from COBE to WMAP to Planck illustrates a key feature of modern cosmology: stronger conclusions came not from a single dramatic image, but from repeated measurements using different instruments, frequencies, sky coverage, and analysis methods. Agreement among these experiments reduces the likelihood that the inferred cosmology is merely an artifact of one detector or one observing strategy.

Mission	Launch	Key Capability	Major CMB Contribution	Representative Result
COBE	1989	Full-sky spectrum and large-angle anisotropy	Established near-perfect blackbody spectrum; first intrinsic anisotropy detection	$T \approx 2.725$ K; anisotropy $\sim 10^{-5}$
WMAP	2001	Higher-resolution full-sky multifrequency mapping	Resolved acoustic peaks and improved polarization constraints	Age 13.772 ± 0.059 Gyr in nine-year combined analysis
Planck	2009	Nine bands; high sensitivity and angular resolution	Most precise full-sky temperature/polarization legacy maps	$H_0 = 67.4 \pm 0.5$ km s^{-1} Mpc^{-1} in base ΛCDM

Table 1. Comparison of major space-based CMB missions. Sources: Mather et al. (1994), Hinshaw et al. (2013), and Aghanim et al. (2020).

4. Determining The Age of the Universe

The CMB does not contain a label stating the universe's age. Instead, age is inferred by fitting a dynamical cosmological model to a set of parameters constrained by the CMB and, often, complementary observations. In an expanding Friedmann-Lemaître-Robertson-Walker universe, the age is obtained by integrating the expansion history backward from the present. That history

depends mainly on the Hubble constant and the density of matter, radiation, curvature, and dark energy. Because the CMB precisely measures combinations of these quantities, it sharply restricts the range of allowed cosmic ages.

One of the most important quantities is the angular scale of the sound horizon at recombination. The sound horizon is the maximum distance a pressure wave could have traveled through the photon-baryon plasma before photons decoupled. Its physical size can be calculated from early-universe physics once quantities such as baryon density and matter density are specified. The angle that this scale subtends on the sky depends on the distance to the last-scattering surface, which in turn depends on the integrated expansion history. The first acoustic peak and the full sequence of peaks therefore tie early-universe physics to the geometry and expansion of the later universe.

Within base ΛCDM, Planck's final data imply an age close to 13.8 billion years. The frequently quoted value is approximately 13.8 Gyr; parameter tables from the Planck 2018 analysis give about 13.797 Gyr for representative base-ΛCDM combinations (Aghanim et al., 2020). WMAP's final nine-year analysis had already obtained 13.772 ± 0.059 Gyr with combined data (Hinshaw et al., 2013). The close agreement illustrates that the age estimate was not radically changed by Planck, even though Planck substantially improved parameter precision.

The CMB age can be checked against other cosmic clocks. Stellar evolution models applied to the oldest globular clusters give ages below, but reasonably close to, the cosmological age once formation time is allowed. Radioactive chronometers in ancient stars provide another independent lower bound. White-dwarf cooling and nucleocosmochronology offer additional consistency tests. Supernovae and baryon acoustic oscillations constrain the late expansion history, while the ages of the oldest known stars and galaxies must not exceed the age allowed by cosmology. Historically, age conflicts were a serious problem—for example, when high values of the Hubble constant combined with matter-dominated cosmologies implied a universe younger than some stars. The presence of dark energy and improved parameter measurements largely resolved that classical age problem.

The modern complication is the Hubble tension. Planck's value of H0 is not a direct local measurement; it is the expansion rate inferred by evolving a ΛCDM model from recombination to today. By contrast, the SH0ES program uses a distance ladder based on geometric calibrators, Cepheid variables, and Type Ia supernovae. Riess et al. (2022) reported H0 = 73.04 ± 1.04 km

s^-1 Mpc^-1, significantly above the Planck + ΛCDM inference. Webb and Hubble observations have continued to test whether crowding or photometric systematics could explain this difference, but NASA describes the tension as unresolved (NASA, 2024).

The tension matters for age because, all else equal, a faster present expansion tends to correspond to a shorter expansion timescale. Yet the relationship is not simply age = 1/H0; matter and dark energy alter the integral of the expansion history. More importantly, the disagreement raises a methodological point: the famous 13.8-billion-year age is precise conditional on the standard cosmological model and the datasets being fitted. It is strongly supported, but its precision should not be mistaken for complete independence from model assumptions.

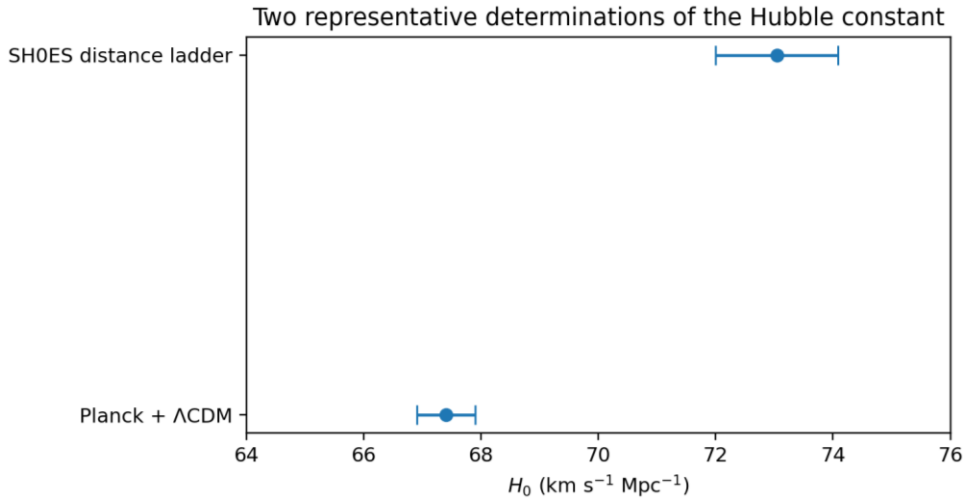

Figure 3. Representative Hubble-constant determinations. Planck + base ΛCDM: 67.4 ± 0.5 km s⁻¹ Mpc⁻¹ (Aghanim et al., 2020); SH0ES: 73.04 ± 1.04 km s⁻¹ Mpc⁻¹ (Riess et al., 2022). Error bars show reported 1σ uncertainties.

5. Determining the Shape of the Universe

In cosmology, the "shape" of the universe can refer to at least two distinct ideas: spatial geometry and global topology. CMB observations constrain geometry very strongly, but topology much less directly. The geometry is described by spatial curvature. A flat universe obeys Euclidean geometry on large scales; a positively curved universe is analogous locally to the three-dimensional counterpart of a sphere; and a negatively curved universe has hyperbolic geometry. Curvature is commonly summarized by Ωk, with Ωk = 0 corresponding to spatial flatness in the standard convention.

The CMB constrains curvature through a standard-ruler argument. Before recombination, pressure waves traveled through the photon-baryon fluid at a calculable sound speed. The distance traveled by these waves by the time of last scattering defines the comoving sound horizon. In the CMB power spectrum, the characteristic angular scale of this ruler appears in the acoustic peak pattern. If space were strongly positively curved, a fixed physical ruler at last scattering would subtend a larger angle than in a flat geometry; if strongly negatively curved, it would subtend a smaller angle. WMAP measured the first temperature peak near multipole $\ell \approx 220$, consistent with a nearly flat universe, and Planck measured the acoustic scale with much greater precision (Page et al., 2003; Aghanim et al., 2020).

Curvature constraints are not completely independent of other parameters because different combinations of H0, matter density, dark energy, and curvature can yield similar angular-diameter distances to last scattering. This is known as a geometric degeneracy. Adding baryon acoustic oscillation (BAO) measurements at lower redshifts breaks much of this degeneracy. Planck combined with BAO is consistent with Ωk extremely close to zero, reinforcing the conclusion that the observable universe is spatially flat to high precision (Aghanim et al., 2020).

"Flat," however, does not automatically mean "infinite." Geometry describes local and large-scale distance-angle relations, whereas topology concerns how space is connected globally. A two-dimensional analogy is useful: a flat sheet is infinite if it extends forever, but a flat video-game screen with periodic boundaries can be finite while preserving zero local curvature. Three-dimensional space also admits multiply connected flat topologies. Searches for repeated patterns or matched circles in the CMB can test some compact topologies, but the absence of detected repetition only sets lower limits on the size of a possible fundamental domain.

A second limitation is the observable horizon. The CMB allows measurements only within the region from which light or other causal influences have had time to reach us. If the entire universe extends far beyond that horizon, its global properties cannot be established simply by extrapolation. Thus the defensible conclusion is narrower than the popular phrase "the universe is flat." Current observations show that spatial curvature within the observable universe is consistent with zero at high precision under standard cosmological assumptions. They do not prove that all of space is infinite, nor do they uniquely determine its global topology.

6. Determining the Composition of the Universe

CMB anisotropies respond differently to baryons, dark matter, radiation, neutrinos, and dark energy. This makes the power spectrum a kind of cosmological fingerprint. Under the standard model, ordinary baryonic matter contributes only a small fraction of the total present-day mass-energy density. ESA's widely cited Planck-era "cosmic recipe" assigns approximately 4.9% to ordinary matter, 26.8% to dark matter, and 68.3% to dark energy (ESA, 2013). Later parameter analyses refined the underlying density parameters, but this three-part summary remains a useful representation of the standard model.

Baryons leave a particularly recognizable signature in the acoustic peaks. Gravity tends to compress the photon-baryon fluid into potential wells, while photon pressure resists compression. Baryons add inertia to the fluid, enhancing compressional phases relative to rarefaction phases. As a result, increasing baryon density changes the odd-to-even peak height pattern. Measurements of this pattern constrain the physical baryon density $\Omega b\ h^2$. The CMB-inferred baryon abundance agrees impressively with estimates based on Big Bang nucleosynthesis and primordial deuterium, which is an important cross-check because the two methods probe different epochs and physical processes.

Cold dark matter affects the depth and evolution of gravitational potential wells and the epoch of matter-radiation equality. It does not participate in photon pressure, so it can begin gravitational clustering before baryons decouple from radiation. The third and higher acoustic peaks, as well as the overall spectral shape, help constrain the cold-dark-matter density $\Omega c\ h^2$. This result does not identify the particle nature of dark matter. Rather, it shows that a non-baryonic gravitating component behaving approximately as cold, weakly interacting matter provides an excellent description of the data in combination with structure-formation observations.

Dark energy has a more indirect CMB signature because it is dynamically unimportant at recombination in the standard model. It affects the distance to last scattering by changing late-time expansion and influences the CMB through secondary effects such as the integrated Sachs-Wolfe effect and gravitational lensing. CMB data alone can exhibit degeneracies between curvature and dark-energy-related parameters, so supernovae and BAO observations are particularly important for establishing the late-time accelerated expansion and determining the dark-energy fraction.

Relativistic species also matter. Photons dominate the directly observed CMB radiation density, while cosmic neutrinos contribute to the early expansion rate and alter perturbation dynamics. Planck combined with BAO found an effective number of relativistic species consistent with the standard expectation of about three neutrino species and placed strong bounds on the summed neutrino mass in the minimal cosmological framework (Aghanim et al., 2020). These are examples of how the CMB links cosmology to particle physics.

Composition estimates should therefore be interpreted as model-constrained fractions, not a chemical inventory obtained by directly weighing the universe. Their strength comes from the fact that the same parameter set must simultaneously reproduce multiple peak positions and heights, polarization spectra, CMB lensing, and independent late-universe observations. The success of this overconstrained system is a major reason ΛCDM is regarded as the standard cosmological model despite the unknown microscopic identities of dark matter and dark energy.

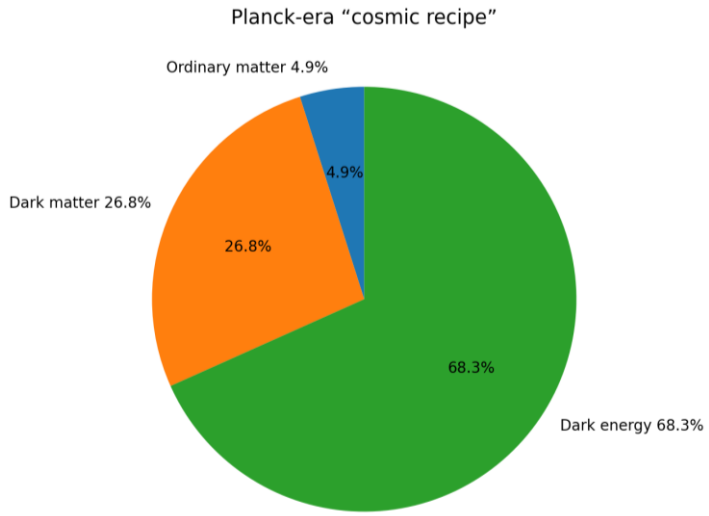

Figure 4. Planck-era cosmic composition: 4.9% ordinary matter, 26.8% dark matter, and 68.3% dark energy. Author-created chart from ESA (2013b).

Component	Approximate present fraction	Primary CMB sensitivity
Baryonic matter	4.9%	Odd/even peak contrast; photon-baryon inertia
Dark matter	26.8%	Potential wells, equality scale, third/higher peaks
Dark energy	68.3%	Distance to last scattering and late-time secondary effects

Table 2. Simplified Planck-era composition and CMB signatures. Percentages from ESA (2013b); physical interpretation summarized from Aghanim et al. (2020) and Dodelson and Schmidt (2021).

7. Acoustic Oscillations and the CMB Power Spectrum

The acoustic peaks are the central mechanism by which a mottled microwave sky becomes a quantitative cosmological measurement. Prior to recombination, photons and baryons behaved approximately as a coupled fluid. Gravity pulled matter toward overdense regions, compressing the fluid. Photon pressure resisted the compression and drove the material outward. The result was a set of standing acoustic oscillations with different wavelengths. Because primordial perturbations were laid down coherently, different Fourier modes reached predictable phases by recombination, producing a harmonic sequence of peaks rather than a featureless spectrum.

The angular power spectrum represents fluctuation strength as a function of multipole ℓ, which is roughly inversely related to angular scale. Low ℓ corresponds to broad patterns across the sky; high ℓ corresponds to fine angular structure. WMAP's first-year analysis located the first temperature peak at $\ell = 220.1 \pm 0.8$ and the second around $\ell = 546 \pm 10$ (Page et al., 2003). Planck and later experiments measured many peaks and the damping tail with much higher precision.

The first peak is closely tied to the angular size of the sound horizon and therefore carries strong information about spatial geometry and the distance to last scattering. The relative heights of odd and even peaks are sensitive to baryon loading. Dark matter influences the gravitational potentials that drive the oscillations and the timing of matter-radiation equality, which changes the peak structure. The primordial spectral index ns tilts the initial spectrum of fluctuations, altering the relative amount of power across scales. Reionization suppresses small-scale primary temperature anisotropy by rescattering a fraction of photons and produces a characteristic large-angle polarization signal.

At high multipoles the peaks are progressively suppressed by diffusion damping, often called Silk damping. Photons random-walk out of overdense regions over a finite distance before last scattering, erasing anisotropy on sufficiently small scales. The finite width of the last-scattering surface also smooths the signal. This damping tail is scientifically valuable because its detailed shape depends on recombination physics, helium abundance, relativistic species, and the expansion rate in the early universe.

A crucial methodological point is that cosmological parameters are not estimated one peak at a time. Modern analyses calculate theoretical TT, TE, EE, lensing, and sometimes BB

spectra for a parameter vector, convolve them with instrumental response, include nuisance parameters for foregrounds and calibration, and compare them statistically with observed spectra. Markov chain Monte Carlo or related sampling methods then map the posterior probability distribution. The quoted values of age, H0, Ωm, and other quantities emerge from this joint inference.

The power spectrum is therefore more informative than a CMB image viewed by eye. Two skies can look qualitatively similar while differing significantly in their statistical correlations. Conversely, a seemingly minor change in peak ratios can shift inferred baryon or dark-matter density. The acoustic structure is one of the clearest examples in science of how a physical process in the early universe leaves a measurable harmonic signature billions of years later.

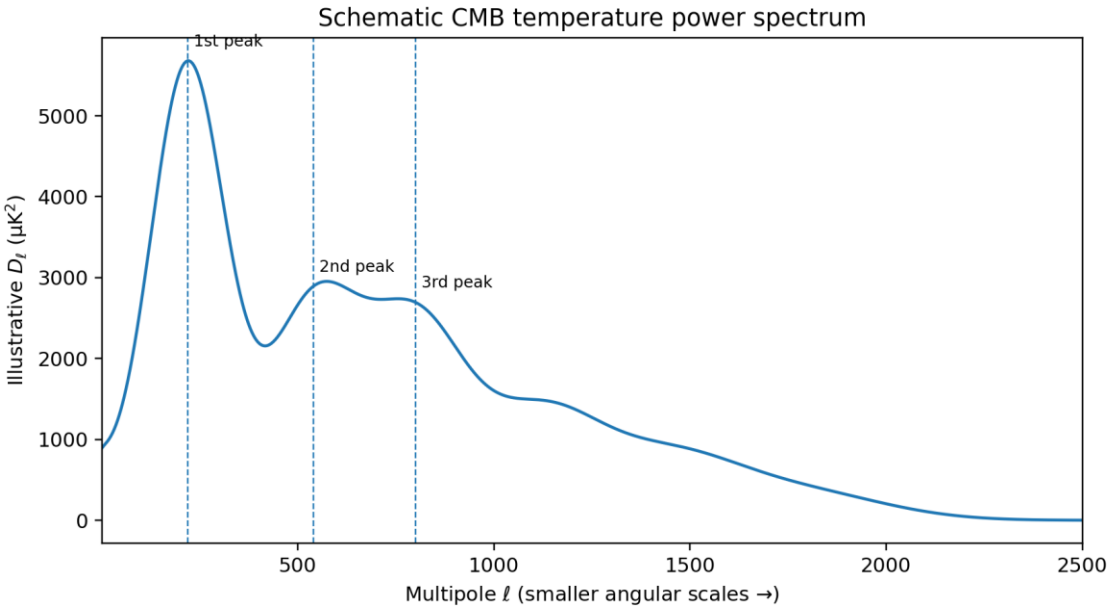

Figure 5. Schematic CMB temperature power spectrum showing the acoustic peak sequence. This is an explanatory reconstruction, not an observed data curve. The marked first- and second-peak positions are informed by WMAP measurements (Page et al., 2003); the overall interpretation follows NASA LAMBDA and Aghanim et al. (2020).

8. The CMB and the Formation of Cosmic Structure

The CMB links the nearly smooth early universe to the highly structured present universe. Its anisotropies reveal primordial density perturbations with amplitudes of order 10^-5. These fluctuations are generally interpreted as the seeds from which galaxies and clusters grew. Gravity amplifies an overdensity because a region containing slightly more matter than average

exerts slightly stronger attraction. Over time it gathers additional material and becomes increasingly nonlinear. Underdense regions lose matter and develop into voids.

Dark matter is essential in the standard picture of this growth. Before recombination, baryons were tightly coupled to radiation and experienced substantial photon pressure. Cold dark matter, in contrast, did not couple electromagnetically to the photon bath and could begin forming gravitational potential wells earlier. After recombination, baryons were freed from strong radiation pressure and fell into these pre-existing wells. Numerical simulations initialized with a primordial spectrum consistent with the CMB naturally produce a web-like network of filaments, halos, clusters, and voids resembling large galaxy surveys (Springel et al., 2005).

The connection can be tested quantitatively. The CMB constrains the initial fluctuation amplitude and spectral shape; galaxy clustering and weak gravitational lensing measure the evolved distribution at later times. Baryon acoustic oscillations in galaxy surveys are a late-time remnant of the same acoustic physics that produced the CMB peaks. The characteristic BAO scale therefore functions as a standard ruler and provides an independent way to trace expansion after recombination.

CMB photons also interact gravitationally with structure along the line of sight. Large-scale matter bends photon trajectories, an effect called gravitational lensing. Lensing slightly remaps the primary CMB pattern, smooths acoustic peaks, and converts some E-mode polarization into B-mode polarization. By reconstructing the lensing field, experiments can infer the projected distribution of matter across a broad range of redshifts. Planck produced an all-sky lensing map, while ACT and SPT have improved small-scale measurements. The South Pole Telescope's 2026 lensing releases demonstrate how the CMB can serve not only as a snapshot of recombination but also as a backlight for mapping intervening cosmic structure (South Pole Telescope, 2026).

There are tensions in detailed structure-growth measurements. Some weak-lensing and galaxy-clustering surveys have historically preferred combinations of matter density and fluctuation amplitude somewhat lower than Planck-inferred ΛCDM values, often expressed through parameters such as S8. The statistical significance and exact size of these differences vary by dataset and analysis. Such comparisons are important because they test whether the same model can evolve the CMB initial conditions into the observed late universe. So far, ΛCDM

remains broadly successful, but precision structure measurements are among the most sensitive places to search for departures from the standard model.

9. CMB Polarization and Inflation

Temperature anisotropy contains most of the CMB's familiar visual information, but polarization provides distinct physical tests. Linear polarization is generated when CMB photons Thomson-scatter from electrons in a locally anisotropic radiation field. The resulting pattern can be decomposed mathematically into E-modes and B-modes. E-mode polarization has been detected with high significance and is consistent with the same primordial perturbations that generate temperature anisotropy. The TE and EE spectra therefore provide an independent consistency check of the acoustic model and help break parameter degeneracies.

Large-angle E-mode polarization is particularly sensitive to reionization. When the first generations of stars and galaxies ionized intergalactic hydrogen, newly freed electrons scattered a fraction of CMB photons again. This produced extra polarization on broad angular scales. The inferred optical depth τ measures the integrated probability of rescattering and therefore constrains the timing and duration of reionization. Planck's improved polarization data lowered earlier estimates of τ, favoring a later and less extended reionization history than some early WMAP interpretations (Aghanim et al., 2020).

B-modes are more difficult. Gravitational lensing inevitably converts part of the E-mode field into B-modes, and this lensing B-mode signal has been detected. A second possible contribution is primordial: tensor perturbations, or gravitational waves, generated during inflation would produce a distinctive large-scale B-mode pattern. Inflation is the hypothesis that the early universe underwent a brief period of accelerated expansion. It was developed in part to explain why the observable universe is so spatially flat and why causally separated regions have nearly identical temperatures. Quantum fluctuations stretched to astronomical scales during inflation could provide the initial nearly scale-invariant perturbations measured in the CMB (Guth, 1981).

CMB observations support several generic inflationary predictions: perturbations are close to Gaussian, predominantly adiabatic, and have a scalar spectrum that is nearly but not exactly scale invariant. Planck measures a scalar spectral index n_s below 1 in base ΛCDM, which rules out exact scale invariance at high significance and constrains classes of inflationary

models (Aghanim et al., 2020). However, this does not uniquely prove a specific inflation mechanism. Many inflationary potentials and some alternatives can reproduce similar scalar spectra.

A primordial B-mode detection would be far more discriminating because it would provide evidence for a background of tensor perturbations. The challenge is foreground contamination. Polarized thermal dust and synchrotron emission from the Milky Way can mimic or exceed the cosmological signal. The initial 2014 BICEP2 interpretation dramatically illustrated this problem: a signal first discussed as possible primordial B-modes was later shown, using Planck information, to contain substantial Galactic dust. Current BICEP/Keck analyses use multiple frequencies and foreground models and report stringent upper bounds on the tensor-to-scalar ratio rather than a detection; a representative published limit is $r0.05 < 0.036$ at 95% confidence from the BK18 dataset (BICEP/Keck Collaboration, 2021).

Polarization thus expands the CMB from a test of background cosmology into a probe of particle physics and extremely early cosmic history. Yet it also demonstrates why precision cosmology must treat foreground removal and systematic uncertainty as central parts of the science rather than afterthoughts.

CHALLENGES AND LIMITATIONS

The CMB is exceptionally informative, but its conclusions are not free of observational or conceptual limitations. The first challenge is foreground contamination. Microwave detectors see not only primordial radiation but also synchrotron emission from relativistic electrons, free-free emission from ionized gas, spinning-dust emission, thermal radiation from interstellar dust, radio and infrared galaxies, and the thermal and kinetic Sunyaev-Zel'dovich effects from clusters. Multi-frequency observations help separate these components because they have different spectra, but component separation is never mathematically perfect. Polarization is especially sensitive to polarized dust and synchrotron foregrounds (ESA, 2015b).

Instrumental systematics form a second challenge. Beam shape, detector gain, pointing, bandpass mismatch, polarization angle calibration, correlated noise, and scan strategy can all bias maps or spectra if not understood. Major missions therefore use extensive null tests, cross-spectra between detector sets, independent pipelines, end-to-end simulations, and calibration

against known signals. Agreement across COBE, WMAP, Planck, ACT, and SPT provides reassurance, but each new order of precision requires renewed systematic-control work.

A third limitation is cosmic variance. The observable universe provides only one realization of the underlying random perturbation field. At large angular scales there are only a small number of independent spherical-harmonic modes. Even a perfect, noiseless, full-sky experiment therefore could not determine the theoretical power at low multipoles with arbitrary precision. This fundamental sampling uncertainty is why some large-angle anomalies are difficult to interpret decisively.

A fourth challenge is model dependence. CMB maps are data, but values such as “the age is 13.8 billion years” or “dark energy is 68%” are inferred by fitting a model. Base ΛCDM assumes, among other things, general relativity, cold dark matter, a cosmological constant with equation-of-state parameter w = -1, standard recombination physics, a nearly power-law primordial spectrum, and a specified neutrino sector. Planck finds no compelling requirement for many common extensions, but this success does not prove that the model is fundamental. New physics can sometimes shift inferred parameters while remaining consistent with substantial portions of the CMB dataset.

The Hubble tension is the most prominent current example. Planck + ΛCDM gives H0 near 67.4 km s^-1 Mpc^-1, while SH0ES reports about 73.0 km s^-1 Mpc^-1 (Aghanim et al., 2020; Riess et al., 2022). If both measurement frameworks are accurate, the standard model may be missing physics linking recombination to the present. Proposed possibilities include early dark energy, additional relativistic species, modified recombination, or changes to gravity, but none has achieved consensus while preserving the full range of cosmological observations.

Finally, there are CMB anomalies on the largest angular scales, including low power, hemispherical asymmetry, and the so-called cold spot. Planck confirmed that these features exist in the maps, but their statistical interpretation is complicated by a posteriori selection and cosmic variance (ESA, 2013a). They may be unusual statistical fluctuations, residual systematics, or hints of physics beyond the simplest assumptions. Their existence is a reminder that a model can fit the global dataset extremely well while still containing localized puzzles.

Issue	Why it matters	Typical mitigation
Galactic foregrounds	Can mimic temperature/polarization signal	Multi-frequency component separation
Instrument systematics	Can bias maps and spectra	Null tests, cross-spectra, simulation, calibration
Cosmic variance	Fundamental low-ℓ uncertainty	No experimental removal; combine observables
Model dependence	Derived parameters depend on assumptions	Fit extensions and combine independent probes
Hubble tension	Early- and late-universe H_0 disagree	Independent ladders, BAO, lensing, alternative models

Table 3. Major limitations in CMB inference and common responses.

DISCUSSION

The reliability of CMB-based conclusions depends on distinguishing direct measurements from model-dependent inference. Some results are close to direct. The sky contains an almost isotropic microwave background; its spectrum is extremely close to a 2.725 K blackbody; and its temperature and polarization anisotropies have reproducible angular correlations. These facts are established by multiple instruments and do not depend strongly on adopting ΛCDM. Other claims, such as a specific age, Hubble constant, or dark-energy fraction, require a theoretical model to connect recombination-era observations to the present universe.

That model dependence does not make the results weak. Scientific inference routinely combines data with physical theory. What matters is how restrictive the theory is, whether multiple observables are fitted simultaneously, and whether independent datasets agree. ΛCDM performs remarkably well by these standards. With only a small set of primary parameters it reproduces the positions and heights of many TT peaks, TE correlations, EE polarization, lensing, primordial element constraints, BAO distances, and much of large-scale structure. The measured acoustic scale is particularly precise, and the agreement between CMB and BAO forms a powerful geometrical consistency test across cosmic time.

The age estimate illustrates this strength. It is not based on extrapolating one local expansion measurement for 13.8 billion years. Instead, it emerges from a global fit involving the early-universe sound horizon, matter and baryon densities, the distance to last scattering, and the expansion model. Independent stellar ages then provide a conceptually different check. Similar

reasoning applies to curvature: the CMB peak scale is a high-redshift standard ruler, while BAO supplies lower-redshift rulers. Their combination strongly restricts spatial curvature.

Composition measurements are both impressive and incomplete. The CMB can infer how much non-baryonic matter must gravitate and how much late-time energy density is needed in ΛCDM, but it does not identify the dark-matter particle or explain the physical nature of dark energy. In that sense the "cosmic recipe" is quantitatively precise but ontologically incomplete. About 95% of the standard-model energy budget is assigned to components whose fundamental nature remains unknown.

The Hubble tension is therefore scientifically valuable rather than simply inconvenient. If it is ultimately traced to underestimated systematic error, resolving it will improve astronomical calibration. If it persists across independent late- and early-universe methods, it could identify a specific failure of base ΛCDM. Either outcome strengthens cosmology. The correct response is not to discard the CMB because one derived parameter disagrees with another method, nor to treat Planck as infallible because its internal precision is high. The appropriate approach is cross-validation among independent experiments and models.

Overall, the strongest conclusion is that the CMB provides a coherent, quantitatively predictive framework connecting early-universe plasma physics to the present cosmos. Its evidence for a hot origin, near-flat spatial geometry, a roughly 13.8-billion-year cosmic age, and a dominant non-baryonic/dark-energy inventory is robust within the current observational framework. The unresolved tensions define where that framework is most likely to be refined.

FUTURE RESEARCH

Future CMB research is shifting from establishing the basic ΛCDM picture to testing it at higher precision and searching for small departures. One major target is polarization. Improved multi-frequency measurements can better separate Galactic dust and synchrotron emission from primordial signals. The Simons Observatory, now fully online as of 2026, combines small- and large-aperture telescopes in the Atacama Desert and is intended to improve constraints on inflation, neutrino physics, lensing, and the growth of structure (Simons Observatory, 2026). SPT-3G continues to provide deep high-resolution measurements from the South Pole, while BICEP Array is extending the long-running BICEP/Keck search for degree-scale B-modes.

Space-based polarization remains attractive because an all-sky platform avoids atmospheric emission and provides stable access to the largest angular scales. JAXA's LiteBIRD mission is being developed specifically to measure full-sky CMB polarization and search for primordial B-modes. As of 2026 it had passed a major mission-definition review and was proceeding toward preparation, with a stated target launch in Japanese fiscal year 2036 (JAXA, 2026). Its scientific objective is a sensitive measurement of the tensor signal across many frequency bands to control Galactic foregrounds.

The future experimental landscape has also changed. CMB-S4 had been planned as a major next-generation U.S. ground-based project, but DOE and NSF announced in July 2025 that they could no longer support the construction project. The collaboration has continued to preserve technical work and develop scientific plans, while U.S. agencies have indicated interest in extracting further CMB science through upgrades to existing facilities (CMB-S4 Collaboration, 2025). This illustrates that future progress will depend not only on detector technology but also on institutional priorities and international coordination.

Several scientific goals extend beyond inflation. Better lensing maps will improve measurements of the summed neutrino mass because massive neutrinos suppress the growth of small-scale structure. Cross-correlating CMB lensing with galaxy surveys such as DESI, Euclid, and the Vera C. Rubin Observatory can test structure growth and gravity over a wide redshift range. Improved measurements of the damping tail and polarization can constrain additional relativistic species and nonstandard recombination physics.

The Hubble tension will remain a central target, but CMB data alone cannot resolve it. Progress requires a network of independent probes: improved Cepheid and tip-of-the-red-giant-branch calibrations, time-delay lenses, standard sirens from gravitational waves, BAO, supernovae, and alternative early-universe measurements. If these converge on a value inconsistent with base ΛCDM's CMB inference, cosmologists will need a modification that changes the calibration of the sound horizon or the subsequent expansion history without spoiling the successful acoustic spectrum.

Finally, future observations may reveal that some present "anomalies" are statistical accidents, or they may elevate them into genuine evidence for new physics. The next phase of CMB research is therefore less about redrawing the basic cosmic picture than about stress-testing

its foundations: inflation, neutrino physics, dark matter, dark energy, and the assumption that one simple model connects the universe from recombination to the present.

CONCLUSION

The Cosmic Microwave Background is one of the most information-rich observations in all of astronomy because it combines a direct relic of the hot early universe with a precise statistical record of primordial structure. Its nearly perfect blackbody spectrum supports the conclusion that the universe passed through a hot, thermalized phase. Its tiny temperature anisotropies show that the early cosmos was extremely smooth but not perfectly uniform, providing the initial seeds for galaxies and the large-scale cosmic web. Its polarization and lensing add independent information about reionization, matter distribution, and possible physics from inflation.

Most importantly for this paper's research question, the acoustic structure of the CMB allows scientists to infer the universe's age, geometry, and composition. Within the well-tested ΛCDM framework, Planck data indicate an age of about 13.8 billion years. The angular size of the sound horizon and its agreement with lower-redshift standard rulers show that observable spatial curvature is extremely small, so the universe is consistent with being spatially flat. The relative peak heights and the full set of temperature, polarization, and lensing spectra imply a cosmic inventory in which ordinary baryonic matter is only about 5%, with the remainder dominated by dark matter and dark energy.

These results are powerful but should be stated carefully. The CMB strongly constrains spatial curvature, not the complete global topology or finiteness of the entire universe. It measures the gravitational influence and cosmological abundance of dark components without identifying their microscopic nature. And its most precise derived parameters depend on a model that is highly successful but potentially incomplete. The Hubble tension, structure-growth comparisons, large-scale anomalies, and the continuing absence of a primordial B-mode detection all show that precision has not eliminated fundamental uncertainty.

The enduring significance of the CMB lies precisely in this combination of success and openness. It has transformed cosmology from a largely qualitative study of cosmic history into a precision science with numerical tests across billions of years. At the same time, the discrepancies revealed by increasingly accurate observations identify where new physics may

emerge. For the foreseeable future, the CMB will remain one of the strongest observational foundations for understanding how old the universe is, how its large-scale geometry behaves, what it is made of, and how tiny primordial fluctuations grew into the structures visible today.

REFERENCES

Aghanim, N., Akrami, Y., Ashdown, M., Aumont, J., Baccigalupi, C., Ballardini, M., et al. (2020). Planck 2018 results. VI. Cosmological parameters. Astronomy & Astrophysics, 641, A6. https://doi.org/10.1051/0004-6361/201833910

Atacama Cosmology Telescope. (2025). ACT DR6 data products. https://act.princeton.edu/act-dr6-data-products

Bennett, C. L., Banday, A. J., Górski, K. M., Hinshaw, G., Jackson, P., Keegstra, P., Kogut, A., Smoot, G. F., Wilkinson, D. T., & Wright, E. L. (1996). Four-year COBE DMR cosmic microwave background observations: Maps and basic results. The Astrophysical Journal Letters, 464, L1–L4. https://doi.org/10.1086/310075

Bennett, C. L., Larson, D., Weiland, J. L., Jarosik, N., Hinshaw, G., Odegard, N., Smith, K. M., Hill, R. S., Gold, B., Halpern, M., Komatsu, E., Nolta, M. R., Page, L., Spergel, D. N., Wollack, E., Dunkley, J., Kogut, A., Limon, M., Meyer, S. S., & Tucker, G. S. (2013). Nine-year Wilkinson Microwave Anisotropy Probe (WMAP) observations: Final maps and results. The Astrophysical Journal Supplement Series, 208(2), 20. https://doi.org/10.1088/0067-0049/208/2/20

BICEP/Keck Collaboration. (2021). Improved constraints on primordial gravitational waves using Planck, WMAP, and BICEP/Keck observations through the 2018 observing season. Physical Review Letters, 127, 151301. https://doi.org/10.1103/PhysRevLett.127.151301

CMB-S4 Collaboration. (2025). CMB-S4 next generation CMB experiment. https://cmb-s4.org/

Dicke, R. H., Peebles, P. J. E., Roll, P. G., & Wilkinson, D. T. (1965). Cosmic black-body radiation. The Astrophysical Journal, 142, 414–419. https://doi.org/10.1086/148306

Dodelson, S., & Schmidt, F. (2021). Modern cosmology (2nd ed.). Academic Press.

European Space Agency. (2013a). Planck reveals an almost perfect Universe. https://www.esa.int/Science_Exploration/Space_Science/Planck/Planck_reveals_an_almost_perfect_Universe

European Space Agency. (2013b). Planck cosmic recipe. https://www.esa.int/ESA_Multimedia/Images/2013/03/Planck_cosmic_recipe

European Space Agency. (2015a). Polarisation of the Cosmic Microwave Background. https://www.esa.int/ESA_Multimedia/Images/2015/02/Polarisation_of_the_Cosmic_Microwave_Background

European Space Agency. (2015b). Polarised emission from Milky Way dust. https://www.esa.int/ESA_Multimedia/Images/2015/02/Polarised_emission_from_Milky_Way_dust

European Space Agency. (2018a). Planck's view of the cosmic microwave background. https://www.esa.int/ESA_Multimedia/Images/2018/07/Planck_s_view_of_the_cosmic_microwave_background

Fixsen, D. J. (2009). The temperature of the cosmic microwave background. The Astrophysical Journal, 707(2), 916–920. https://doi.org/10.1088/0004-637X/707/2/916

Guth, A. H. (1981). Inflationary universe: A possible solution to the horizon and flatness problems. Physical Review D, 23(2), 347–356. https://doi.org/10.1103/PhysRevD.23.347

Hinshaw, G., Larson, D., Komatsu, E., Spergel, D. N., Bennett, C. L., Dunkley, J., Nolta, M. R., Halpern, M., Hill, R. S., Odegard, N., Page, L., Smith, K. M., Weiland, J. L., Gold, B., Jarosik, N., Kogut, A., Limon, M., Meyer, S. S., Tucker, G. S., & Wollack, E. (2013). Nine-year Wilkinson Microwave Anisotropy Probe (WMAP) observations: Cosmological parameter results. The Astrophysical Journal Supplement Series, 208(2), 19. https://doi.org/10.1088/0067-0049/208/2/19

Japan Aerospace Exploration Agency. (2026). LiteBIRD: The Lite spacecraft for the study of B-mode polarization and inflation from cosmic background radiation detection. https://www.isas.jaxa.jp/en/missions/spacecraft/future/litebird.html

Mather, J. C., Cheng, E. S., Cottingham, D. A., Eplee, R. E., Jr., Fixsen, D. J., Hewagama, T., Isaacman, R. B., Jensen, K. A., Meyer, S. S., Noerdlinger, P. D., Read, S. M., Rosen, L. P., Shafer, R. A., Wright, E. L., Bennett, C. L., Boggess, N. W., Hauser, M. G., Kelsall, T., Moseley, S. H., Jr., Silverberg, R. F., Smoot, G. F., Weiss, R., & Wilkinson, D. T. (1994). Measurement of the cosmic microwave background spectrum by the COBE FIRAS instrument. The Astrophysical Journal, 420, 439–444. https://doi.org/10.1086/173574

NASA. (n.d.-a). Big Bang and the evolution of the universe. NASA Science. https://science.nasa.gov/astrophysics/programs/physics-of-the-cosmos/big-bang-and-the-evolution-of-the-universe/

NASA. (2024, March 11). NASA's Webb, Hubble telescopes affirm universe's expansion rate, puzzle persists. NASA Science. https://science.nasa.gov/missions/webb/nasas-webb-hubble-telescopes-affirm-universes-expansion-rate-puzzle-persists/

Page, L., Nolta, M. R., Barnes, C., Bennett, C. L., Halpern, M., Hinshaw, G., Jarosik, N., Kogut, A., Limon, M., Meyer, S. S., Peiris, H. V., Spergel, D. N., Tucker, G. S., Wollack, E., & Wright, E. L. (2003). First-year Wilkinson Microwave Anisotropy Probe (WMAP) observations: Interpretation of the TT and TE angular power spectrum peaks. The Astrophysical Journal Supplement Series, 148(1), 233–241. https://doi.org/10.1086/377224

Penzias, A. A., & Wilson, R. W. (1965). A measurement of excess antenna temperature at 4080 Mc/s. The Astrophysical Journal, 142, 419–421. https://doi.org/10.1086/148307

Riess, A. G., Yuan, W., Macri, L. M., Scolnic, D., Brout, D., Casertano, S., Jones, D. O., Murakami, Y., Breuval, L., Brink, T. G., Filippenko, A. V., Hoffmann, S., Jha, S. W., D'Arcy Kenworthy, W., Mackenty, J., Stahl, B. E., & Zheng, W. (2022). A

comprehensive measurement of the local value of the Hubble constant with 1 km s−1 Mpc−1 uncertainty from the Hubble Space Telescope and the SH0ES team. The Astrophysical Journal Letters, 934(1), L7. https://doi.org/10.3847/2041-8213/ac5c5b

Simons Observatory. (2026, October 23). Now fully online, Simons Observatory begins probe of universe's birth. https://simonsobservatory.org/news/

South Pole Telescope. (2026). SPT-3G science highlights and D1 data releases. https://pole.uchicago.edu/public/

Springel, V., White, S. D. M., Jenkins, A., Frenk, C. S., Yoshida, N., Gao, L., Navarro, J., Thacker, R., Croton, D., Helly, J., Peacock, J. A., Cole, S., Thomas, P., Couchman, H., Evrard, A., Colberg, J., & Pearce, F. (2005). Simulations of the formation, evolution and clustering of galaxies and quasars. Nature, 435, 629–636. https://doi.org/10.1038/nature03597

Approximate main-text word count (abstract + Sections 1–14, excluding tables, captions, and references): 7,210 words.